



JC5000 Model

Depuis 1929 Since




W. CÔTÉ & FILS LTÉE
Snow-plow equipments manufacturer
19, Cote street - Mercier (Quebec)
Canada - J6R 2B9

Phone: (450) 691-2967
Fax: (450) 691-2830
Internet: www.w-cote.com
e-mail: info@w-cote.com


JC5000 Model




With its sturdy structure and its moldboard with facet-folded shape, the **JC5000** clears the snow as only **Côté** equipment can. Its full-tilt moldboard mechanism eliminates all twisting, thanks to its unique **Côté** tipping system that can attain 56°, allowing it to clear obstacles up to 7 inches (18 cm) in height. **Côté** is the only manufacturer with a side wing that can come up quickly and securely.



The **JC5000** can come up very close to your cabin (see fig.1). Its end course finishes smoothly, thanks to its "internal actuator" braking system, unique to **Côté** (see fig. 2). The lifting action slows down at the end of its course, preventing possible and serious damage to the cabin and lowering your operator's stress level.



(fig.1)



(fig.2)

Several options are available for the **JC5000** side wing: one-piece, tungsten carbide wear blade, carbide shoes and side protectors, vision column with automatic locking mechanism when lifting the blade. As an additional option, you can get the vision column equipped with an air-actuated actuator allowing you to lock or unlock your vision column.

DISTRIBUTED BY:



*Built for
the Experts!*